



# HEAVY-DUTY UTE TRAYS

## FORD RANGER



DON'T ASK FOR A TIP TOP TRAY. **INSIST ON ONE!**™



# INDEX

## TRAYS

- 1 About Us
- 2 Our Clients
- 5 Ute Trays
- 9 Xtreme Heavy Duty Tray
- 11 Ultra Heavy Duty Tray
- 15 Tradesman Tray
- 19 Fleet Tray
- 23 Flat Deck Tray
- 25 Contractor Steel Tray

## TRAY BUILD OPTIONS

- 29 Trundle Tray
- 33 Rear Rack
- 34 Racking Profiles
- 35 Ladder Pins
- 37 Flooring
- 39 Dropsides
- 41 Steps & Coloured Striping
- 42 Mudguards
- 43 Ranger Tray Length Variations
- 44 Tub Removal & Roof Rack Alignment
- 45 Tail Lights
- 46 Remount Sensor Bar on the Ford Ranger

# INDEX

## OTHER ACCESSORIES

- 48 Canvas Canopy
- 49 Alloy Canopy
- 51 Alloy Canopy Body
- 52 Alloy Dog Box
- 53 Toolboxes
- 55 Underbody Boxes
- 56 Underbody Water Tank
- 57 Cargo Nets
- 58 Tonneau Covers
- 59 Lighting
- 61 Ultra Accessories
- 62 Electrical + First Aid
- 63 Powder Coating
- 65 Tippers
- 67 Council & Trade Fit Outs
- 68 Vehicle Graphics





# About Us

Transforming Commercial Vehicles for Over 37 Years.

A team of 38, our mission has always been to create innovative, stylish and practical Ute Trays that cannot be beaten on quality. We have a huge range of Tray Build Options and Optional Extras to choose from and each tray is built specifically to suit every customer's needs. We manufacture our trays right here in Australia, from Australian made materials, for Australian conditions.

Our state-of-the-art design, manufacturing, and fitting facilities allow us to handle large volumes with a fast turnaround. Our innovative solutions, quality products and outstanding customer service all contribute to our reputation as the number-one choice for tradespeople, councils, government, dealerships and fleet buyers around Australia. Quality is in our DNA.



## Fleet Operators

Whether you're looking for simple, heavy-duty trays for your commercial fleet vehicles, or complex fit-outs with industry-specific needs and compliances, we have the expertise to help. From in-house design to manufacture. We have an extensive range of optional extras and can produce high volumes when needed.

## Dealerships

We have over 37 year's of experience providing dealerships with complete solutions for their client's commercial vehicles. We offer first-class service, fast turnarounds and our strong corporate partnerships allow us to have the right trays available whenever new vehicles are released.

## Our Clients Tradesmen

A tradesman's Ute is their mobile workstation. That's why we build our trays made to order and vehicle-specific, not a universal one-size-fits-all, so that your tray perfectly suits your individual needs and budget. Our unbeatable service and huge range of tray build options will help you get the best out of your vehicle.

# Australian Made

Aussie Made and Owned for Over 37 Years.



**Step 1**  
Bauxite Ore is Mined Here  
in Australia



**Step 2**  
Bauxite is Refined to  
Produce Raw Aluminium

**Step 3**  
Aluminium is Extruded to  
Our Own Profiles



**Step 4**  
Our Factories Process the  
Extrusions Into Individual  
Components



**Step 5**  
Each Tray is Built Made-to-  
Order for the Vehicle



**Step 6**  
Tray is fitted to vehicle and  
ready for hand over



*"We have been  
Australian Made and  
Owned ever since our  
first tray in 1986. We  
design, engineer and  
build our trays locally,  
using only the best  
Aussie materials and  
workmanship."*



# Ute Trays

Heavy-Duty Alloy and Steel Ute Trays,  
Built Specifically For Your **Ford Ranger**



**CONTRACTOR** STEEL TRAY



**FLEET** TRAY



**TRADESMAN** TRAY



**XTREME** TRAY



**ULTRA** TRAY

# Xtreme



TIP TOP EQUIPMENT



## A NEW ERA OF UTE TRAYS

No Ordinary Tray, for no Ordinary Person! Our Xtreme Tray is engineered for the discerning buyer out to impress and turn heads in their premium custom built rig. You can personalise your vehicle to suit your lifestyle whether you are camping, touring or working. However, this state of the art Alloy

Tray design is already packed with standard inclusions and built for Australian conditions. With so much included in our standard package,

The Xtreme Tray is the King of the Road!



### Colour Coded

We use a combination of powder coating and 2-pac colour painting on accessories. Your tray is colour coded with an Exact Vehicle Match.



### Quality

By using highest-grade materials with advanced manufacturing techniques we guarantee our trays are the strongest and best looking in the country.

# XTREME



## XTREME HEAVY-DUTY TRAY

Xtreme Tray Lengths:  
Dual Cab: 1910mmL, Extra Cab: 2267mmL & Single Cab: 2617mmL

**EYE-  
CATCHING  
& STYLISH  
DESIGN**

**PACKED W/  
PREMIUM,  
EXCLUSIVE  
FEATURES**

**TRAY IS  
POWDER  
COATED  
IN SLEEK, SATIN  
BLACK FINISH**

**DROP SIDES,  
ROPE BOX &  
TRUNDLE TRAY  
MAX ALL COLOUR  
MATCHED  
TO YOUR VEHICLE**

**FULLY INTEGRATED,  
HEAVY-DUTY  
ALUMINIUM  
CONSTRUCTION**

Introducing the all-new **Xtreme Heavy-Duty Tray**. For those who want to make their Ute stand out from the pack. High-end design & packed with premium features, the Xtreme Tray is a top of the line tray that is guaranteed to turn heads.




Alloy Corner Trims & LED Maxilamp Tail Lights




Curved Drop Sides - Colour Matched to Vehicle



76mm Powder Coated Rear Rack to Match Headboard



Ultra Heavy-Duty High Tensile Smooth Floor - Powder Coated Black.



Ultra Restraint Track



2 x LED Work Lights



4mm Laser Cut, Fully Welded Window Guard



Integrated Flush EURO Catches



Fold Down Step on Both Sides of Tray



Powder Coated Maxi Guards to Suit Wide Wheels



Pannier Sports Rope Box, Door colour matched to Vehicle



Number plate mounted in centre of Trundle Tray face



Heavy-Duty Zinc Coated Steel Hinges



Trundle Tray Max w/ Colour Matched Face



LED High Level Brake Light



## STANDARD FEATURES

# ULTRA HEAVY-DUTY TRAY

Strong, stylish, and built to carry heavy loads, every feature on the Ultra tray is Ultra Heavy-Duty to maximise your Ute's potential.

The Ultra Tray is 1970mm W x 225mm H.  
See page 43 for available Tray Length Variations.

Alloy Headboard Plank

Alloy Flooring  
32mm Thick Engineered  
Aluminium

Anti-Rattle Catches  
with Rubber Bushes

Cross Tube 40mm or Fully  
Welded Mesh

76mm Round Integrated  
Alloy Headboard Mounted  
Through Tray Floor

Dropsides and Tailgate  
225mmH & 37mmW Alloy

Alloy Corner Trims

Tail Light Protectors  
40mm Diameter Alloy  
with 3mm Wall Thickness

Alloy Chassis End  
Plates

Rope Rails 40mm  
Diameter Alloy  
with 3mm Wall Thickness

Heavy-Duty Moulded  
One Piece Black Poly  
Mudguards

40mm Alloy Tube Side Steps  
(on Space & Single Cabs)

Full-Length Zinc Plated Steel  
Hinge with Tapered Hinge  
Pins- No Plastic to Break or  
Crack



Alloy Headboard  
Plank & Pod Mounted  
Headboard



32mm Thick Alloy  
Flooring



Anti-Rattle Catches  
with Rubber Bushes



Heavy-Duty Black  
Poly Mudguards



40mm Side Steps  
(Not suitable for Dual  
Cabs)



40mm Tail Light  
Protector



40mm Alloy Rope  
Rails & Alloy Corner  
Trim



## STANDARD FEATURES

# ULTRA HEAVY-DUTY TRAY



Make the strongest-ever Ute tray even stronger with our purpose-built, optional accessories. Build a tray that is tailored exactly for your needs.

1

**Trundle Tray**

The original Trundle Tray storage drawer. Sizes 1500mmL, 1800mmL & 2100mmL x 132mmD

2

**Trundle Tray MAX**

Largest Under Tray Storage Drawer with pull-out worktop. Sizes 1600mmL, 1800mmL & 2100mmL

3

**Rear Rack**

76mm Alloy Round Tube. Includes 4x 110mmH Removable Ladder Pins.

4

**Dropside Height Variation**

Dropsides can be increased by 75mmH increments, up to 600mmH

5

**Curved Dropsides**

300mmH Curved Dropsides and Tailgate w/ integrated Flush-Mounted Catches. Ideal for Signwriting.

6

**Full Mesh**

7mm Alloy Full Mesh Fully Welded into Headboard Tube.

7

**Bar Mounted Ratchets**

Stainless Steel Bar Mounted Ratchet & Strap. Eliminates need to tie over Dropsides or Toolboxes.

8

**Coloured Stripping**

Available on Side Coaming (21mm) and Drop Sides (69mm).

9

**Black Powder Coated Fittings**

Black Powder Coated Rope Rail Brackets, Chassis end Plates, and Corner Trims.

10

**Alloy MAXI Guards**

3mm Thick Alloy Mudguard. Flared to suit wide tyres.

- Tray Length Variations
  - Dropside Height Variations
  - Side Steps
  - Returned Side Rope Rails for Wide Wheels
- Tonneau Cover / Cargo Net
  - Coloured Striping
  - LED Lighting
- Canvas Canopy
  - Cab Roof Protection
  - Ultra Heavy-Duty Smooth Flooring

# TRADESMAN TRAY

A Heavy-Duty Alloy Tray that's as strong, tough and hardworking as any tradie.

The Tradesman Tray is 1970mm W x 225mm H. See page 43 for available Tray Length Variations.

 Optional Extras. See Page 17 & 18

Dropsides and Tailgate  
225mmH & 29mmW Alloy

Tail Light Protectors  
25mm Diameter Alloy  
with 3mm Wall Thickness

Alloy Chassis End Plates

Vehicle Specific  
Mounting Points

Alloy Corner  
Trims

Continuous Rope Rails  
25mm Diameter Alloy  
with 3mm Wall Thickness

Alloy Headboard Plank

Anti-Rattle Catches with  
Rubber Bushes

Alloy Flooring  
32mm Thick  
Engineered  
Aluminium

Alloy Mesh Headboard  
Panel

76mm Round Integrated  
Alloy Headboard Mounted  
Through Tray Floor

Heavy-Duty Corner  
Section for Extra  
Strength

Full-Length Zinc Plated  
Steel Hinge with Tapered  
Hinge Pins- No Plastic to  
Break or Crack


One Piece Gal Steel  
Mudguards – no ugly  
supports



Alloy Headboard +  
Mesh Headboard  
Panel




Gal Steel One Piece  
Mudguards



Anti-Rattle Catches



Headboard Plank +  
Pod Mounted  
Headboard



Full-Length Zinc  
Plated Steel Hinge



Tapered Hinge Pins +  
Rope Rail



Alloy Corner Trims +  
Tail Light Protectors



Alloy Flooring



**TIP TOP EQUIPMENT**



**STANDARD  
FEATURES**

# TRADESMAN TRAY



Transform your Tradesman Tray into your ideal mobile workstation with our optional extras. Build a tray that suits your needs and your industry.



## Trundle Tray

The Original & the Best Under Tray Storage Drawer. Available in 1500mmL, 1800mmL, 2100mmL.



## Trundle Tray Max

Largest Under Tray Storage Drawer with pull-out worktop. Sizes 1600mmL, 1800mmL & 2100mmL.



## Rear Rack

76mm Alloy Round Tube. Includes 4x 110mmH Removable Ladder Pins.



## Dropside Height Variation

Dropsides can be increased by 75mmH increments, up to 600mmH.



## Bar Mounted Ratchets

Stainless Steel Bar Mounted Ratchet & Strap. Eliminates needing tie over Dropsides or toolboxes.



## Alloy Angled Toolbox

2mm Checkerplate Alloy Toolbox. Available in 1425mmL and 1700mmL.



## Black Poly Mudguards

One-Piece, Heavy-Duty Poly Mudguards. Durable, flexible and stylish.



## Black Poly Rope Box

Available Heavy-Duty Poly Rope Box. in 750mmL or 575mmL and can be fit to the left or right side of the tray.



## Checkerplate Rope Box

Alloy Checkerplate Rope Box 500mmL x 400mmH x 220mmD.



## Alloy MAXI Guards

3mm Thick Alloy Mudguard. Flared to suit wide tyres.

- Tray Length Variations
- Dropside Height Variations
- Side Steps
- Returned Side Rope Rails for Wide Wheels

- Tonneau Cover / Cargo Net
- Coloured Striping
- LED Lighting

- Canvas Canopy
- Cab Roof Protection
- Ultra Heavy-Duty Smooth Flooring

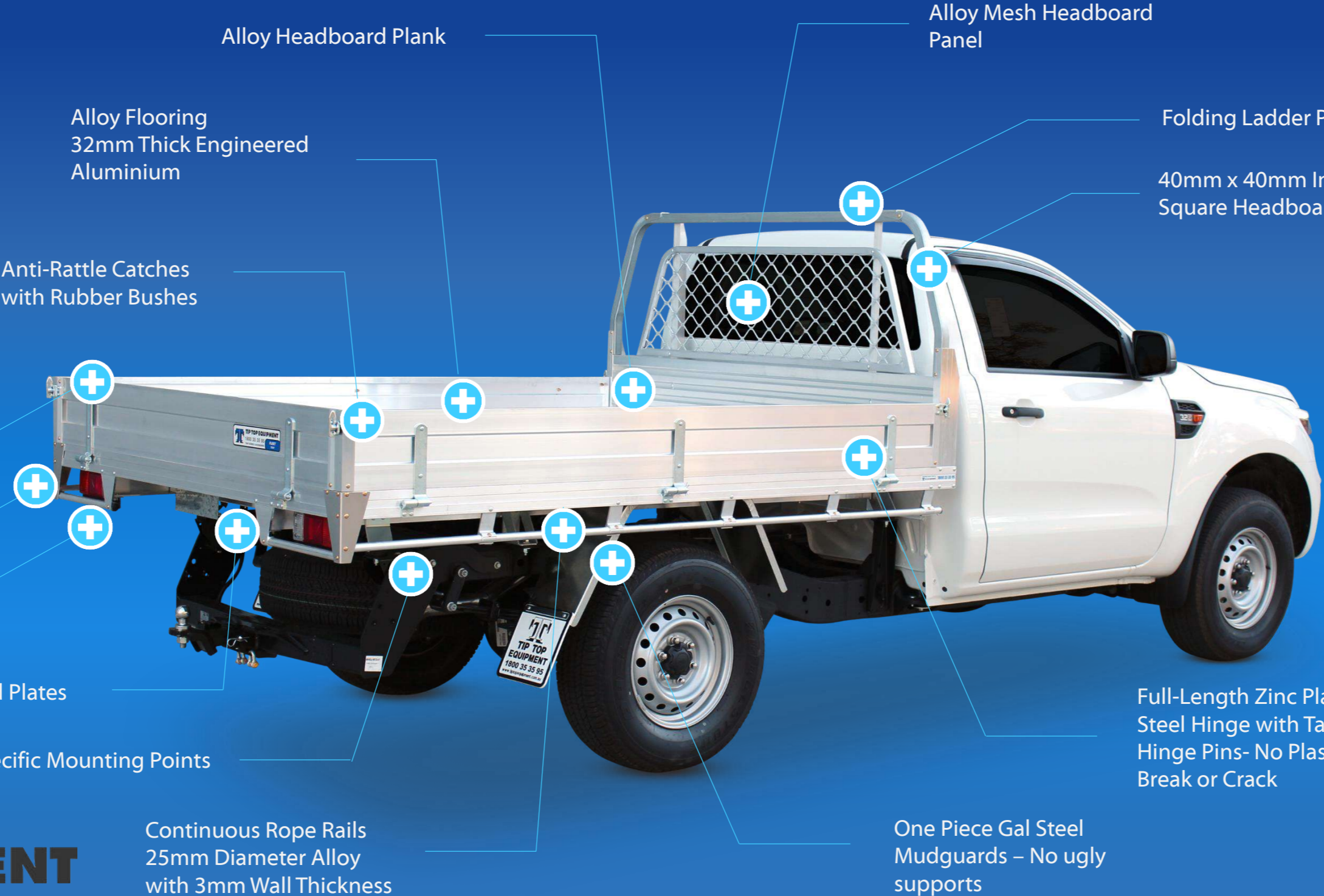


# OPTIONAL EXTRAS

# FLEET TRAY

A durable, Heavy-Duty Alloy Tray,  
to suit the right budget.


The Fleet Tray is 1970mm W x 225mm H.  
See page 43 for available Tray Length Variations.



40mm x 40mm  
Square Headboard +  
Folding Ladder Pins




Gal Steel One Piece  
Mudguards



Anti-Rattle Catches



Headboard Plank +  
Pod Mounted  
Headboard




Full-Length Zinc  
Plated Steel Hinge



Tapered Hinge Pins +  
Rope Rail



Alloy Corner Trims +  
Tail Light protectors



Alloy Flooring



**STANDARD  
FEATURES**



Full-Length Zinc Plated  
Steel Hinge with Tapered  
Hinge Pins- No Plastic to  
Break or Crack

One Piece Gal Steel  
Mudguards – No ugly  
supports

Continuous Rope Rails  
25mm Diameter Alloy  
with 3mm Wall Thickness

Alloy Chassis End Plates

Tail Light Protectors  
25mm Diameter Alloy  
with 3mm Wall Thickness

Alloy Corner Trims

Dropsides and Tailgate  
225mmH & 29mmW Alloy

Anti-Rattle Catches  
with Rubber Bushes

Alloy Flooring  
32mm Thick Engineered  
Aluminium

Alloy Headboard Plank

Alloy Mesh Headboard  
Panel

Folding Ladder Pins

40mm x 40mm Integrated  
Square Headboard Tube

# FLEET TRAY



Customise your Fleet Tray to suit your needs with our range of optional extras.



**Trundle Tray**

The Original & the Best Under Tray Storage Drawer. Available in 1500mmL, 1800mmL, 2100mmL.



**Trundle Tray Max**

Largest Under Tray Storage Drawer with pull-out worktop. Sizes 1600mmL, 1800mmL & 2100mmL.



**Rear Rack**

40mm x 40mm Contoured Steel Headboard Tube. Includes 4x Folding Ladder Pins.



**Ultra Heavy-Duty Smooth Floor**

Our toughest flooring yet. Recommended for tippers, heavy & high impact loads.



**Tonneau Cover**

Black Heavy-Duty Ripstop PVC w/ Rolled Alloy Hood Bows.



**Drop Side Height Variation**

300mmH Drop Sides. Our Drop Sides can be Increased up to 525mmH.



**Black Poly Mudguards**

One-Piece, Heavy-Duty Poly Mudguards. Durable, flexible and stylish.



**Black Poly Rope Box**

Heavy-Duty Poly Rope Box. Available in 750mmL or 575mmL and can be fit to the left or right side of the tray.



**Checkerplate Rope Box**

Alloy Checkerplate Rope Box 500mmL x 400mmH x 220mmD



**Alloy MAXI Guards**

3mm Thick Alloy Mudguard. Flared to suit wide tyres

- Tray Length Variations
- Side Steps
- Toolboxes
- Returned Rope Rails for Wide Wheels

- Coloured Striping
- LED Lighting
- Water Tanks

- Canvas Canopy
- Cargo Nets
- Recessed Anchor Points



# FLAT DECK TRAY

No Headboard or Dropsides



Looking to fit a camper or canopy to your Ute? Maximise your space with a Heavy-Duty Flat Deck tray that is built tough to handle even the toughest conditions.

Alloy Flooring  
32mm Thick Engineered Aluminium

22mm Lip on All 4 Sides

The Flat Deck Tray is 1880mm W.  
See page 43 for available Tray Length Variations.

Tail Light Protectors  
25mm Diameter Alloy  
with 3mm Wall Thickness

Alloy Chassis End Plates

Alloy Corner Trims

Continuous Rope Rails  
25mm Diameter Alloy  
with 3mm Wall Thickness

One Piece Gal Steel  
Mudguards – no ugly  
supports



## STANDARD FEATURES

**TIP TOP EQUIPMENT**



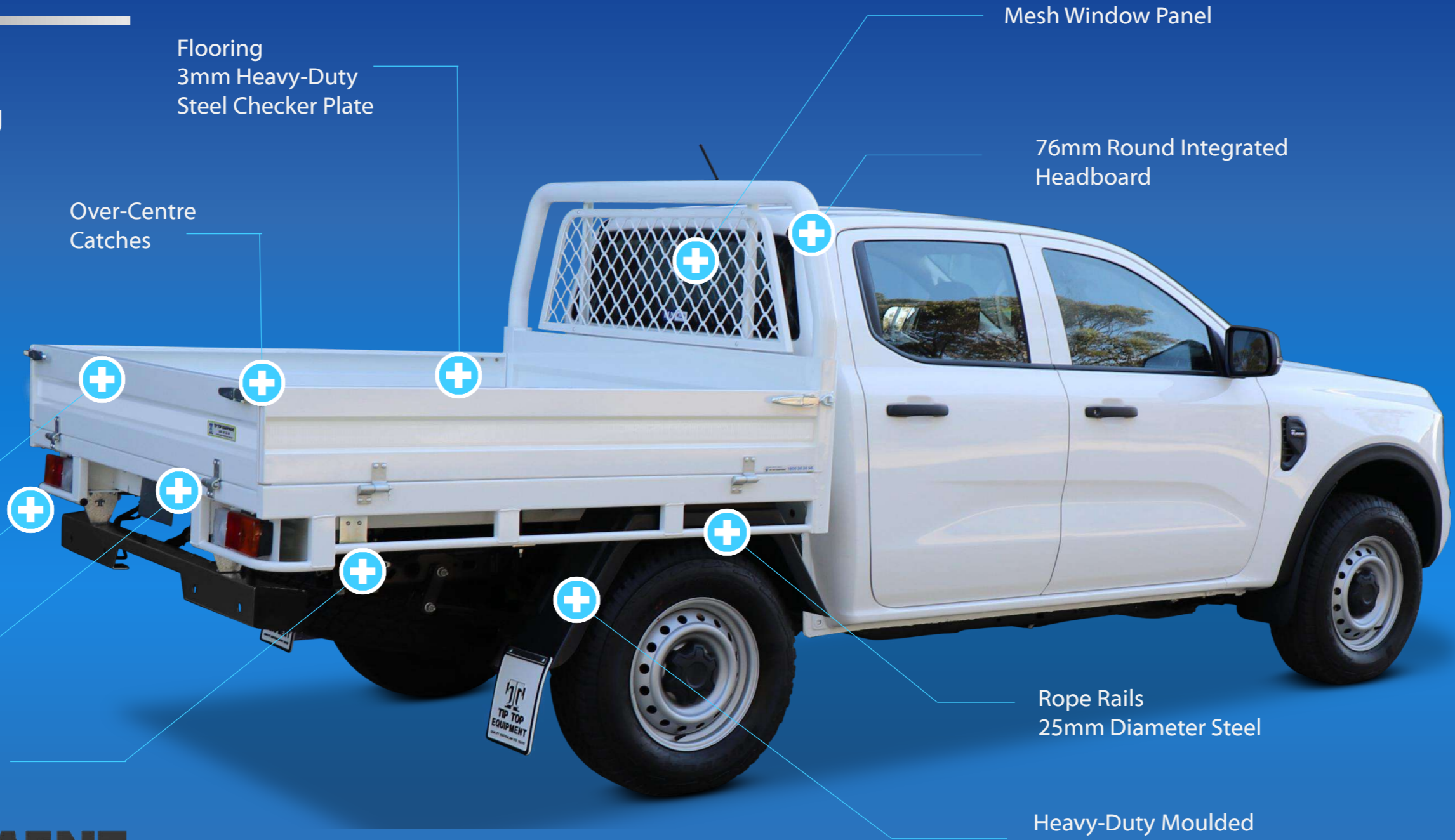
### Additional Optional Extras Available Include:

- Tray Length Variations
- Additional Side Steps
- Returned Rope Rails for Wider Wheels
- LED Lighting
- Ultra Heavy-Duty Smooth Floor
- Black Poly Mudguards
- Trundle Tray
- Trundle Tray Max
- Water Tanks
- Rope Boxes

# CONTRACTOR STEEL TRAY

A popular choice for the farming and mining industries, the Contractor Steel Tray is built tough and to suit your budget. Zinc powder primed before being powder coated, to help inhibit rust.

The Contractor Tray is 1970mm W x 250mm H.  
See page 43 for available Tray Length Variations.



Drop Sides & Tailgate



Anti-Rattle Over-Centre Catches



Integrated Headboard Tube




Steel 3mm Checker Plate Flooring



Black Poly Mudguards



Steel Tail Light Protectors



Flush Rear Combing



## STANDARD FEATURES

# CONTRACTOR STEEL TRAY



Take your Steel Contractor Tray to the next level with our range of optional extras. Customise your tray to suit your industry or occupation.

1



Trundle Tray

Powder Coated White. Available in 1500mmL, 1800mmL & 2100mmL.

2



Rear Rack

76mm Steel Round Tube. Incl. 4x 110mmH Removable Ladder Pins.

3



Recessed Anchor Points

Zinc-Plated Anchor Point Recessed in Floor.

4



Coloured Powder Coating

Powder Coating in Colours Such as Black Satin, Charcoal & Aztec Silver.

- Powder Coating available in Satin Black, Charcoal & Aztec Silver
- Side Steps
- Drop Side Height Increase
- Tonneau Cover
- LED Lighting
- Mine Spec
- Cargo Nets
- Underbody Boxes
- Water Tanks
- Rubber Floor Mat



OPTIONAL EXTRAS

# TRUNDLE TRAY™ STORAGE DRAWER

The Original and the Best Under Tray Storage Drawer.

- Well secured storage for long tools such as levels, crowbars, and shovels
- Uses the otherwise wasted space under the vehicle
- Protects your equipment from the weather
- Safely stores inventory (can carry up to 150kg evenly distributed)
- Lowers the tray's centre of gravity
- Australian Made

Note: The Trundle Tray is available as a Tray Build Option or can be retro fitted to existing Alloy & Steel Tip Top Trays.



**HEAVY-DUTY  
3-POINT  
LOCKING**

**4 HEAVY-DUTY  
SEALED ROLLER  
BEARINGS**

**WATERPROOF  
EXTRUDED ALLOY  
FACE WITH FINGER  
PULL**

**AUSTRALIAN MADE  
LIFETIME WARRANTY TO  
ORIGINAL OWNER**

## External/Internal Dimensions:

Width: 750/680mm  
Depth: 170/132mm  
Lengths: 1500/1445mm  
1800/1745mm  
2100/2045mm



# TRUNDLE TRAY™ **MAX** STORAGE DRAWER

Our Best Design Yet. The Largest and the Most Powerful Trundle Tray on the Market. Wider, deeper and stronger than the original, the Australian Made Trundle Tray™ Max Storage Drawer is rated to 150kg evenly distributed and features new must-have features to make your life easier



**35% EXTRA STORAGE**

**CENTRE MOUNTED NUMBER PLATE**

**AUTOMATIC LATCHING SYSTEM**

**PULL-OUT WORKTOP**

**RUBBER SEALS TO REDUCE DUST INGRESS**

**WATERPROOF EXTRUDED ALLOY FACE WITH FINGER PULL TAPER**



**External/Internal Dimensions:**

Width: 850/740mm  
Depth: 195/155mm  
Lengths: 1600/1538mm  
1800/1738mm  
2100/2038mm



Tradesman Tray with a Standard Pod-Mounted Rear Rack

## Pod-Mounted Removable Rear Racks



76mm Alloy Contoured Round Tube. Includes 4x 110mmH Removable Ladder Pins.



40mm x 40mm Contoured Steel Tube. Includes Folding Ladder Pins.



76mm Steel Round Tube. Includes 4x 110mmH Removable Ladder Pins.



76mm Round Alloy. Max distance between racks.

## Fixed Rear Rack



76mm Round Tube to follow cabin profile.

## Standard Rack



76mm Round Alloy. 110mmH Spigots.

## Goal Post Rack



90° 76mm Alloy, Pod-Mounted. 1360mm Between Pins.

## 90 Degree Rack



76mm Round Alloy Tube. 650mmW Wind Deflection Fin.

## Cab Roof Protector



76mm Round Alloy. 1970mm Between the Pins.

## Trade Rack



76mm Round Alloy Stabiliser Bar- Bolts Into Welded Tabs.

## Stabiliser Bar



Ladder Pins 110mmH



Ladder Pins 165mmH



Ladder Pins 300mmH



Welded Pin

OUR LADDER PINS INCLUDE A RUBBER WASHER TO PREVENT RATTLING AND REMOVABLE R CLIPS FOR EASY USE.



Grab Handle

Welded to the rack. Keeps you steady when mounting and dismounting the tray.



Tie Loop

Welded to the rack. Provides an additional tie-down location.

# TT LADDER PINS



Standard 76mm Rear Rack, 110mmH Ladder Pins, Bar-Mounted Ratchets and Ultra Track.



# **FLOORING**

Standard Alloy Flooring  
on a Tradesman Tray



## Sloped Rear Combing

For easy clean-out- suits Standard & Smooth Floor.



## Recessed Anchor Point

Built into the floor. Zinc-plated.



## Ultra Restraint Track

A continuous restraint track along floor of tray.  
Suitable for Alloy Trays only.



## Standard Alloy Flooring

All of our trays come standard with a 32mm Heavy-Duty Alloy Floor. Our floors are the strongest and longest lasting in their class (2.75 tonne per m<sup>2</sup>)




## Ultra Heavy-Duty Smooth Floor

Upgrade your tray floor to our Ultra Heavy-Duty Smooth Flooring. Recommended for tippers, heavy, and high-impact loads (3.2 tonne per m<sup>2</sup>)



## Rubber Mat

5mm Big Rib. Prevents your load from moving during transit. Cut to tray size.



300mmH




375mmH




450mmH

90° Headboard Required



525mmH

90° Headboard Required



600mmH

90° Headboard Required

## Dropside Height Variations:

Dropside, Headboard and Plank are all increased in 75mmH increments. Standard Height is 225mmH.



### Bi-Fold Dropsides 450mmH

2x 225mmH. 90° Headboard Required.



### Bi-Fold Dropsides 600mmH

2x 300mmH. 90° Headboard Required.



## Curved Dropsides

Upgrade to 300mmH Curved Dropsides with Integrated Flush-Mounted Catches (Exclusive to Ultra Tray)

- Extra high and extra strong
- Modern and stylish design with European catches.
- Provide a smooth, curved face to enhance any Signwriting



## Dropside Capping




Black Extruded PVC.



Folded Stainless Steel.

## Dropside Lining

Folded 3mm Smooth Alloy, to inside of Dropsides.





### 25mm Step- Front

Alloy loop step at front of tray.



### 25mm Step- Rear

Alloy loop step at rear of tray.



### Fold Down Step

Steel Fold Down Step mounted at front of tray.

### Coloured Striping



#### On Side Coaming and Dropsides

21mm on Side Coaming and 69mm on Dropsides.



#### On Side Coaming

21mm on Side Coaming



#### On Dropsides

69mm on Dropsides.



#### Hi Viz

Yellow Reflective Striping on Tray Body and/or Cabin- Mine Spec



1

### Maxi Guards

3mm Thick Alloy Mudguard. Flared to Suit Wide Tyres.

2

### Returned Rope Rails

Returned Side Rope Rails to Allow for Large Offset Wheels and Tyres.



### Gal Steel Mudguards

One piece galvanised steel. No ugly support brackets. Comes standard on our Fleet and Tradesman trays.



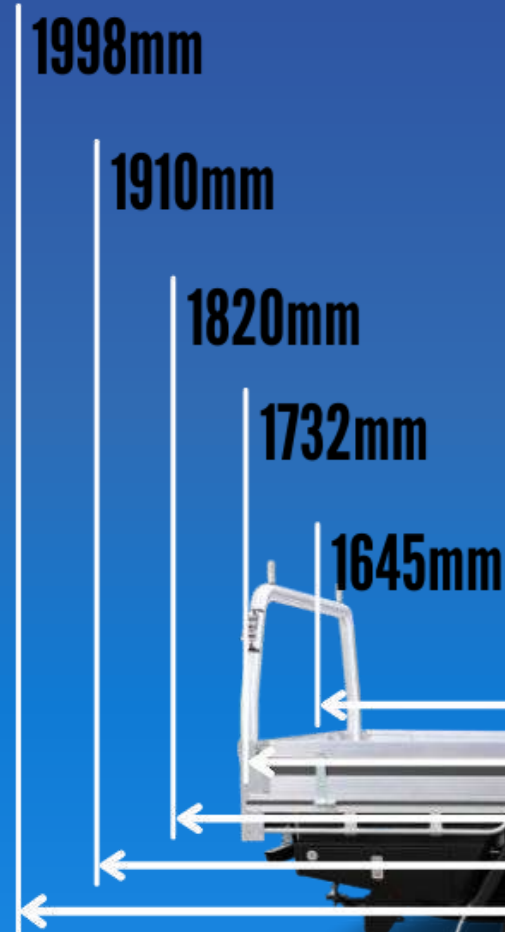
### Black Poly Mudguards

Heavy-duty, one-piece moulded black poly. Flexible and extremely durable for off-road use. Standard on the Contractor and Ultra trays.



### Black Powder Coated Fittings

Black powder coated rope rail brackets, chassis end plates, and corner trims. Coloured striping not included (Exclusive to Ultra Tray)



An Illustration of the Overall Tray Lengths Available on a Dual Cab Ford Ranger.

### OVERALL TRAY LENGTHS FOR FLEET, TRADESMAN, AND ULTRA ALLOY TRAYS

Single Cab:	Super Cab:	Dual Cab:
2440mm	1998mm	1645mm
2530mm (standard)	2090mm (standard)	1732mm (standard)
2617mm	2178mm	1820mm
2705mm	2267mm	1910mm
2795mm	2355mm	1998mm

### OVERALL TRAY LENGTHS FOR STEEL CONTRACTOR TRAYS

Single Cab: 2500mm  
Super Cab: 2110mm  
Dual Cab: 1850m

### Tub Removal

We can remove your tub body for tray installation. Tub can either be returned to you or recycled.

### Roof Rack Alignment

Don't settle for misalignment! We can build your headboard height to line up with your existing roof racks or platform.



## RANGER TRAY LENGTH VARIATIONS



## TUB REMOVAL & ROOF RACK ALIGNMENT



### High Level Brake Light

LED High Level Brake  
Light.



### Standard Tail Light Set

4-in-1 Standard Tail Light  
Set- Including Number  
Plate Lights.



### LED Tail Light Set

4-in-1 LED Tail Lights-  
Including LED Number  
Plate Lights.



### LED Maxilamp 3 Tail Light Set

4-in-1 LED Tail Lights-  
Including LED Number  
Plate Lights.



Cross Traffic  
Alert/Blind Spot  
Monitoring Sensor

Cross Traffic  
Alert/Blind Spot  
Monitoring Sensor

Reverse Camera

Reverse Sensors

Reverse Sensors

If applicable, we can remount your Reverse Sensors and Reverse Camera in a sleek alloy sensor bar, securely positioned under the tray.

## TAIL LIGHTS

## REMOUNTED SENSOR BAR ON THE FORD RANGER



**OFFERS THE  
VERSATILITY OF  
A FULL  
ENCLOSED  
CANOPY AND A  
FLAT BED UTE**

**TRANSFORMS  
YOUR UTE INTO  
THE ULTIMATE  
CAMPING  
VEHICLE**

**ALLOWS YOU TO  
COVER EVEN LARGE  
LOADS SAFELY AND  
LEGALLY**

**CUSTOM DESIGNED  
FROM WEATHERPROOF,  
160Z TEARSTOP  
CANVAS AND TAILORED  
TO FIT OUR TRAYS, NO  
MATTER THE LENGTH**

**REMOVAL & RE-FITTING OF  
STABILISER BARS IS A 5  
MINUTE, ONE-MAN JOB**



## STANDARD FEATURES



3 x 76mm Heavy-Duty  
Alloy Removable  
Stabiliser Bars



3 x Zip Opening, Allowing  
Access From All Sides



Offset Rear Rack  
Modification to Allow the  
Canvas to Fit Neatly Over  
the Rear of the Tray



Heavy-Duty Bunji Loops  
for Quick & Easy Access



## OPTIONAL EXTRAS



Over Canopy Racks



Air Vent



Flyscreen



# CANVAS CANOPY



### Alloy Checkerplate 2 Door Canopy

- 3mm Checkerplate Aluminium
- TIG Welded
- Stainless Steel Hardware
- Weather Seals
- 3 point Locking
- Upgrade from Smooth to Checkerplate



**ALLOY CANOPY**

1970W x 850H

2475mmL  
2390mmL  
2030mmL  
1950mmL  
1850mmL  
1600mmL  
1425mmL  
1125mmL



- Bringing you strength and security to give you peace of mind that your gear is safe and secure when you're on the road.
- Your one stop shop with the Alloy Tray and trundle with canopy made to suit.
- Engineered and made in Australia for Australian conditions.



### Standard Features:

- 3.00mm Smooth Aluminium
- TIG Welded
- Stainless Steel Hardware
- Weather Seals
- 3 point Locking


### Canopy Options:

- Rear Access Door
- Vertical Unistrut Rails for mounting
- Rhino Commercial Roof Racks
- Interior LED Lighting
- Front Pop out Vents
- Powder Coating
- Internal Unistrut for Accessory



Door Vents

Laser cut Vents for Comfort  
Canvas roll down cover with Zips



Front Vents

Steel/ Cast Aluminium  
Coil Spring Action



Internal Divider

Swinging centre Divider  
Removable



### Alloy Mill Finish 2 Door Canopy with Front Dog Box

#### Dog Box options:

- Internal Divider
- Front Vents
- LED interior lights
- Roof vents
- Roll down cover over door vents

# ALLOY CANOPY BODY

# ALLOY DOG BOX



Tip Top Angled Toolboxes:

Alloy Checkerplate Toolbox: 1425mm OR 1700mmL x 600mmW x 850mmH. Comes with 3 Point Locking and Can be Fitted with Short Dropside. Fixed Shelving 195mm From Top (to suit 300mm bin).



Square High Side Toolbox

Alloy Checkerplate Toolbox with Square Full Door: 1125mmL, 1600mmL & 2250mmL x 600mmW x 820mmH (Short Dropside Starting from Toolbox). Fixed Shelving 195mm From Top (to suit 300mm bin).



Adjustable Shelving

2 x Shelves to suit 300mm bin.



Raked Gull Wing W/ Drawer

Checkerplate Gull Wing Toolbox, Raked with Internal Drawer: 1720mmL 550W x 440mmH.



Workmate Toolbox

Checkerplate Angled Chest Box: 1425mmL OR 1700mmL x 525mmW x 505mmL. Shelf Supplied Loose. Full length Dropsides.



Mesh Door Between Toolboxes

Alloy Mesh Door Welded Into Tubular Frame for Security and Added Visibility.



Solid Door Between Toolboxes

Solid Alloy Door Fitted Between Toolboxes for Added Security with Two Compression Locks.



Fold Down Vice

Heavy-Duty Zinc-Plated Steel Frame. Folds Out for Easy Access.



Gas Bottle Restraint

Alloy Gas Bottle Restraint - Sold Individually.



Angled 4 Drawer Unit

Heavy-Duty Ball Bearing Runners and Latching Mechanism for Easy One Hand Use. Fits into Toolboxes.



Angled 9 Drawer Unit

Heavy-Duty Ball Bearing Runners and Latching Mechanism for Easy One Hand Use. Fits into Toolboxes.



575mmL



750mmL



520mmL



675mmL

### Rope Box:

Underbody Heavy-Duty Black Poly Rope Box:  
575mmL OR 750mmL x 280mmW x 400mmH.

### Pannier Sports Rope Box:

Underbody Heavy-Duty Black Poly Pannier Sports Rope Box:  
520mmL OR 675mmL x 270mmW x 285mmH.



575mmL



750mmL



500mmL



500mmL

### Alloy Rope Box:

Underbody Heavy-Duty 3mm Alloy Rope Box:  
575mmL OR 750mmL x 280mmW x 400mmH.

### Square Alloy Rope Box

Under Tray Toolbox - Alloy Checkerplate or Smooth -  
500mmL x 220mmD x 400mmH



35 Litre



55 Litre

### Water Tank:

Underbody Heavy-Duty Black Poly Water Tank:  
35 Litre (575mm x 240 x 400) OR  
55 Litre (750mm x 280 x 400).



15 Litre

### Hand Wash Unit

Black Poly Water Tank/  
Hand Wash Unit- 15 Litre-  
Includes Soap Holder.



Our 55 Litre Water Tank Allows for  
Easy Clean-Up While On the Go.

# UNDERBODY BOXES

# UNDERBODY WATER TANK

## CARGO NET SIZES

Medium Cargo Net:  
2.05m x 2.46m - 4 Straps  
Load Rated to 1000kg

Dual Cab Cargo Net:  
2.43m x 2.43m - 4 Straps  
Load Rated to 1000kg

Single Cab Cargo Net:  
2.61m x 3.02m - 6 Straps  
Load Rated to 1500kg

X-Large Cargo Net:  
3.60m x 3.00m - 8 Straps  
Load Rated to 1 Tonne



## Cargo Nets

- Made with Heavy-Duty Rip-Stop Fabric & Heavy-Duty UV Stabilised Webbing.
- Anti-Tangle Design.



Hood Bows

25mm Rolled Alloy Tube for Added Strength.



Sail Track

Heavy-Duty Keder Track Sewn Into Tonneau Cover for Durability, Flexibility & Strength.



Continuous Rope

Heavy-Duty 7mm Continuous Rope Allows for Covering Higher Loads.



## Tonneau Cover

- Made with Black Heavy-Duty Rip-Stop PVC, Continuous Rope, and Rolled Alloy Hood Bows.
- Can Also be Trimmed Around Rear Rack.



Pictured: Tonneau Cover Trimmed Around Rear Rack

# TT CARGO NETS

# TT TONNEAU COVERS



### LED Rotating Beacon

LED Amber Rotating Beacon-  
Wired w/ Switch on Dashboard.  
Mounted in Centre of Headboard.



### LED Amber Mini Bar

LED Amber Mini Bar w/ Switch in  
Cab. Mounted in Centre of  
Headboard Tube.



### LED Warning Lights

LED Surface Mount Warning  
Lights w/ Switch in Cabin.



### Halogen Rotating Beacon

55W Halogen Rotating Beacon-  
Wired w/ Switch on Dashboard.  
Mounted in Centre of Headboard



### Reverse Squawker

Heavy-Duty Reversing Squawker  
w/ Optional Switch in Cab - 87db.




### Reverse Alarm

Heavy-Duty Reversing Beeper  
w/ Optional Switch in Cab - 107db.



### LED Side Marker

LED Clearance Light / Side  
Marker Red & Amber.



### LED Toolbox Lighting

LED Lighting Inside Box - Wired  
w/ Switch.



### Mine Spec Light Bar- Halogen

Halogen Rotating Beacon, LED  
Work Lights & Stop/Tail, and  
Indicator Lights w/ Reverse Alarm.



### Mine Spec Light Bar- LED

LED Rotating Beacon, LED Work  
Lights & Stop/Tail, and Indicator  
Lights w/ Reverse Alarm.




### LED Work Light

LED Work Light Mounted on  
Headboard w/ Switch in Cabin.



### LED Reverse Light

LED Auxiliary Reverse Light  
Mounted Under Tray.





### Bar Mounted Ratchets

- Stainless steel construction to suit 76mm racks.
- 25mm/150kg Ratchet Strap.
- Eliminates tying over the drop sides or toolboxes.
- Allows for easy and safe securing of goods.
- Can work in conjunction with bar mounted eye bolt.



### Bar Mounted Eyebolts

- Stainless steel construction to suit 76mm racks.
- Holds the ratchet strap hooks safely & easily to secure your load quickly.
- Works in conjunction with a Bar Mounted Ratchet and strap.



### Ultra Track

- Alloy track with high grade rubber cushioning.
- Protect your load and racks from possible transit damage.
- Stop loads from sliding on racks.



### Ultra Restraint Track

- A continuous restraint track along floor of tray.
- Extruded from high tensile aluminium.
- Eliminates tying over drop sides to ensure all loads are secure.
- Suitable for low loads
- Suitable for Alloy Trays only.

## ULTRA ACCESSORIES



### 12v Plug Power Outlet



### Anderson Plug - 50 Amp



### Battery Isolator Switch



### Power Invertor



### Mine Flag - 1.8m



### Fire Extinguisher



### Hi Vis Striping - Mine Spec



### UHF Radio - 80 Channel



### First Aid Kit -Soft Pack

## ELECTRICAL + FIRST AID





# POWDER COATING



We have a large selection of **Dulux** colours and textures available for use on all Alloy & Steel Trays, and most accessories.

- ✓ Powder coating is a fantastic way to enhance and personalise your tray
- ✓ It is a great way to enhance company branding
- ✓ It is the most durable finish on the market
- ✓ More resistant to scratches, chipping or rusting
- ✓ Custom colour matching
- ✓ Easy to keep clean





**TIPPER** **TIPPER**



## STANDARD FEATURES



Heavy-Duty Steel  
Powder Coated Sub  
Frame



Hydraulic Ram



Hydraulic Power Pack



Safety Prop




Circuit Breaker



Isolator Switch



Strong 30mmØ pin with  
grease nipple



Up & down switch wired  
in cab

Our Heavy-Duty Hydraulic Tippers are built as one unit with the tray, and built specifically for each Ute. Only suitable with new Tray builds.

This means we can offer different tailgate swing options, and you can add Optional Extras such as Dropside Height Variations, Dropside Lining, Sloped Rear Combing, Heavy-Duty Smooth Floor, or a Tonneau Cover.



# TT COUNCIL & TRADE FIT OUTS



LOOKING FOR A MORE SPECIALISED SOLUTION?

WE CAN WORK WITH YOU TO DESIGN AND BUILD  
INDUSTRY-SPECIFIC, CUSTOMISED TRAY FIT OUTS  
TO SUIT YOUR NEEDS.

TALK TO US TODAY TO SEE WHAT'S POSSIBLE.

# TT VEHICLE GRAPHICS



④ Specialty Positions

**Your Ute is a Mobile Billboard.**  
Boost brand awareness, look more professional and get more leads  
with our all-in-one, quality signwriting services. Everything from  
small logos to full wraps.



③ On the Cab



① On Tray Dropsides



② On Toolboxes

## Sydney



1800 35 35 95



sales@tiptopequipment.com.au

NSW6 Marina Close  
Mount Kuring-Gai  
NSW 2080

## Adelaide



1800 35 35 95



sales@tiptopequipment.com.au

SA16 Waverley Ave  
Edwardstown  
SA 5039